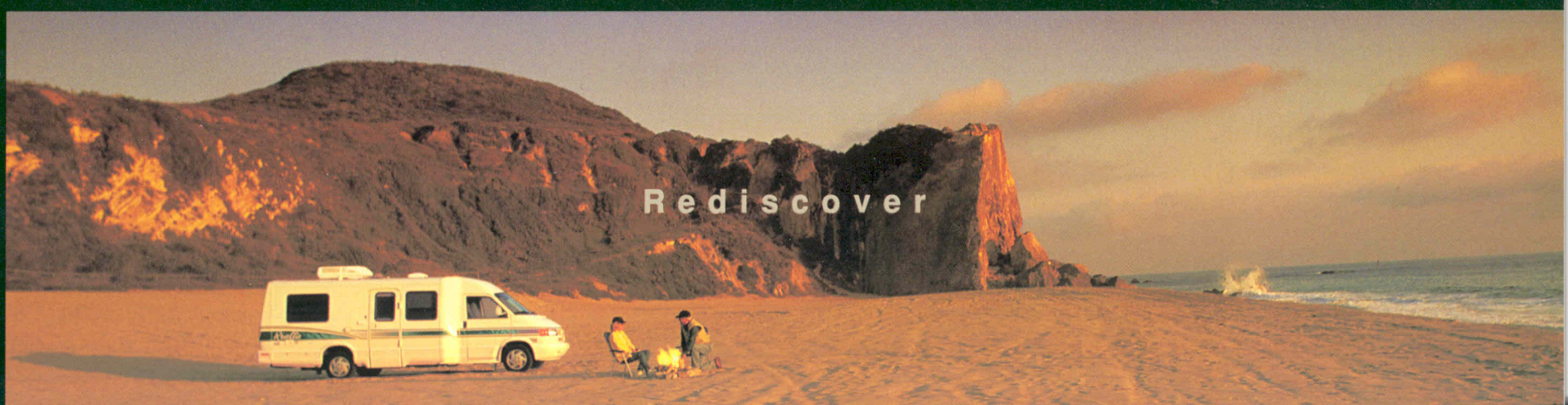



1998 RIALTA® BY WINNEBAGO INDUSTRIES


Escape

Experience

Rediscover



## Escape conventional thinking.



*The 1998 Rialta is equipped with a 2.8 liter VR6 engine. The cylinder head, camshafts and exhaust system are adapted specifically for the Rialta, giving you customized performance and fuel economy that is better than ever. It's surprisingly quiet and develops maximum torque at the low-to-mid range, when you need it most.*



Contrary to what most people believe, you don't have to travel in a big motor home to live large. And when you opt for the efficiency of a compact recreation vehicle,

there's no better investment than Rialta. It's built with the same uncompromising standards set for every Winnebago motor home.

Unlike Class B conversion vans, Rialta isn't adapted

from another vehicle, so there are no short cuts when it comes to structural integrity. Simply put, Rialta offers the convenience of a motor home along with the maneuverability of a car. At just 22 feet, its compact size enables you to parallel park or drive-thru with

confidence. And amazingly, Rialta's turning radius is even shorter than that of a full-size van.

Even if you've never been behind the wheel of a motor home, you'll feel at ease. Rialta's front-wheel drive and automatic transmission make driving a snap. And it's equipped with a Volkswagen-

engineered, 2.8 liter VR6 engine for negotiating on-ramps and steep inclines.

These and other advantages add up to an

efficient design with a generous interior space you just won't find in a conversion van. Because at Winnebago Industries, we believe in making every leg of your trip as exciting and comfortable as possible.





**Bed and breakfast.** The well-lit dinette features a new beverage tray, and backwall table storage for converting the area into a sleeping space. Overhead you'll find a convenient blanket shelf and an available videocassette player.



**Comfort zone.** Stow the dining table, fold down the seats, and the dinette easily converts to a sleeping area. The bed is extra wide, thanks to its space-conscious design.



## Model 22RD

**First class travel.** Comfortable driver and passenger seats in the cab offer the convenience of armrest supports. There's also an available 9" color TV with remote.



**Quick fix.** Preparing food is easy with conveniences like a 2-burner range top and microwave. A flip-up counter extension and drop-in sink cover add valuable work space.



**Redefining reclining.** Three reclining positions on the rear captain's chairs make travel more comfortable. Fold them down to create additional sleeping space.

## Model 22RC (Standard)



**Store more.** Rialta features passenger side cabinetry and wardrobe, and an extra long double bed. The overhead bedding shelf is perfect for storing linens.



**Big benefits. Small package.** Rialta packs more power than ever before, thanks to a Volkswagen VR6 engine. It handles like a car, due in part to an automatic transmission and front wheel drive. Plus, driver and passenger side air bags are standard.



**Built to suit you.** The double-door wardrobe is more spacious than you'd expect and has a carpeted floor.



**Sleep on it.** The underbed storage area is roomy enough to accommodate sports equipment and other bulky items.



**Mirror on the wall.** The unique bathroom contains telescoping walls and a mirrored medicine cabinet with sliding doors. And unlike conversion vans, Rialta is roomy enough to include a sink, lavatory and available shower.



**Free sky.** A skylight helps illuminate the efficient galley, which includes a single-door Norcold refrigerator and microwave.



**Pack it in.** You'll wonder how Class B van owners live without Rialta's generous storage space. The rear sleeping area includes a vanity with TV shelf, ample wardrobe and more cabinetry for storing all kinds of provisions.

Experience more  
with less.



Rialta is the ideal vehicle for getting from here to there, whether you're taking a cross-country road trip or just cruising to the other side of town. Load the baseball team's gear for the season opener. Head off for a day at the golf course. Rialta's versatility makes for an enjoyable trip, whatever the duration. An available air conditioner with vents overhead and on the dash keeps passengers comfortable. You'll also appreciate Rialta's wide seats, easily accessible entrance doors and the non-slip tread strip on the running boards.

**Hidden advantage.**

A convenient storage area is accessible through the rear cap. The one-piece design also houses a power cord for quick hookups (model 22RC shown).



**Instant breakfast.**  
A swivel chair and pull-up table create an instant surface for dining or playing cards. A 110/12V plug-in is located near the table on an interior wall.

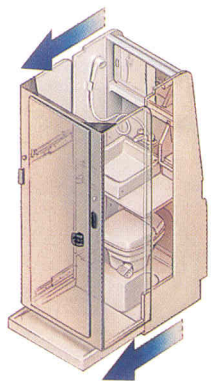
*Model 22RC (Optional)*




*Twice the comfort.* The available twin-bed floorplan has two shirt closets, a nightstand and additional storage space under the right bed. There's also a removable pedestal table located in the center aisle.



# Rediscover your peace of mind.



Now you see it, now you don't. The walls of the bath slide out to give you more room to clean up and use the available shower. When the walls slide in, there's more space to walk around in the coach.



You'll discover the practical advantages of owning a Rialta as soon as you step inside. It comes with all the elements of a home away from home, including enough space for a family of four, a kitchen and bath. There's even a slide-out bathroom and an available shower. But what really makes the Rialta worth owning are the features you wouldn't expect in a vehicle this size. Like a maximum 6'2" stand-up interior. Extra wide aisles beside the rear passenger seats. And the superior structural integrity of a unibody steel frame. These are just a few examples of Winnebago Industries' commitment to quality. When it comes to building a solid motor home, we'll go to any length. This time, it happened to be just under 22 feet.

Appliances are secured with steel tie-downs, an exclusive Winnebago Industries safety feature.

Unlike conversion vans, the Rialta comes with a furnace to keep you comfortable on chilly nights.

Energy leaks and gaps in the sidewalls are prevented by foam sheet insulation.

The complete rear floor is made of steel for superior strength, electrocoated and undercoated to resist corrosion.

The large back window is equipped with an available wiper/washer and available defogger/defroster to enhance visibility when changing lanes or backing out of driveways.



Our exclusive interlocking joint system connects the roof and walls for a more durable, better-sealed body.



The available exterior wash station with pump switch is perfect for quick cleanups.



A rear storage compartment is coupled with the electrical center for easy access. And since the spare tire is located under the chassis, the area is even roomier.

The welded tubular aluminum framework is stronger and lighter than the wood used on other vehicles this size.

Every unit is pre-wired for an available roof air conditioner.

We've developed Thermo-Panel® sidewall construction which combines light weight, structural integrity and durability.



Rialta's aerodynamic styling and even weight distribution helps it maintain an impressive 16.34 miles per gallon combined.\*

The low-mounted driver and passenger side mirrors are electronically controlled and heated.

The fuel-fill door is flush-mounted with a locking cap.

Headlights and turn signals are flush-mounted to reduce drag.

Chassis-supplied daytime running lights are standard.

The 140 HP, cast-iron VR6 engine offers improved fuel economy and quieter operation.

Recent simulated wind-tunnel tests confirmed Rialta has virtually zero drag along the sides of the vehicle, offering exceptional performance and fuel efficiency.

\*Combined average of city and highway using U.S. E.P.A. testing guidelines. Ambient temperature 85°F.

Alarms that detect smoke, LPG leaks and carbon monoxide are standard equipment.

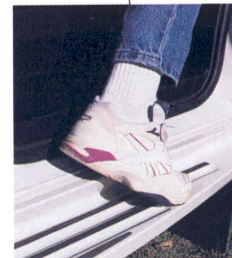
To make sure each unit is watertight, we conduct a water test simulating an intense rainfall.



The low entrance step enables you to load objects with ease.

There's an available leather seat upgrade on both the 22RD (cab seats, companion seats, dinette) and the 22RC (driver and passenger seats).

There are six radio speakers throughout the cab and coach, and an available CD player.



Low entrance doors and non-slip tread strips on the running boards make getting in and out easier.

# Specifications

	22RD/22RC
<b>1998 Rialta</b>	
Length	21'8"
Exterior Height w/Roof Air*	8'8"
Exterior Height w/o Roof Air*	7'7"
Exterior Width	7'4"
Interior Height – Maximum	6'2"
Interior Width	6'10.5"
Fuel Capacity	21.1 gal.
Fresh Water Capacity w/Heater	20 gal.
Holding Tanks Capacity	22 gal./19 gal.
LP Capacity (W.C.) <sup>∅</sup>	7 gal.
GVWR	7,275 lbs.
GCWR	9,275 lbs.
Wheelbase	152"

S Standard  
O Optional

	22RD	22RC
<b>Automotive</b>		
Chassis - Volkswagen – 2.8 L fuel-injected gas engine, 4-speed electrically controlled automatic transmission, 280-amp. battery/150-amp. alternator	S	S
Springs (air) – rear auxiliary	O	O
Tires (radial) w/spare	S	S
<b>Driver Conveniences</b>		
Time delay interior cab lighting	S	S
12-V electrical supply/lighter	S	S
Battery charge control – dual, automatic	S	S
Beverage tray w/cupholders	S	S
Cruise control	S	S
Curtain – front wraparound	S	S
Defogger/defroster – rear window	O	O
Door locks – power	S	S
Floormats – rubber	S	S
Heating/air conditioning – in-dash automotive heater/air conditioner auxiliary rear automotive heater	S	S
Auxiliary ceiling mount fan w/4 outlets	S	S
Auxiliary cab ceiling air conditioner w/4 outlets	O	O
Hood release – interior	S	S
Exterior mirrors – low mounted, electronically controlled, heated, remote w/defrost	S	S
Start circuit – auxiliary	S	S
Steering – power assisted	S	S
Sunvisors – mirror & light on right visor	S	S
Trim panels – driver & passenger doors, includes storage	S	S
Windows – cab (power)	S	S
Windshield wipers (intermittent)	S	S
Wiper/washer – rear window	O	O
<b>Front Seating Area</b>		
Seats (cab) – reclining mid-back design, headrests, armrests, lumbar support, swivel/slide pedestals, 3-point retracting seat belts	S	S

S Standard  
O Optional

	22RD	22RC
Seats (companion) – adjustable reclining back, headrests, converts to a bed (42" x 74"), 3-point retracting seat belts	S	
Storage (below companion seat) – convertible bed cushion storage, additional storage area	S	
Swivel chair & pull-up table w/magazine rack and cup holders	S	
110/12-V receptacle (AC/DC)	S	S
<b>Entertainment</b>		
Stereo w/cassette (cab) – Panasonic AM/FM deck w/auto reverse, seek feature, 6 speakers	S	S
Stereo w/CD player (cab) – Panasonic deluxe electronic tune AM/FM w/seek feature, 6 speakers	O	O
TV (9" color) w/remote, includes a 12-V receptacle, coax input jack and aux/cable switch (requires antenna option)	O	
Video cassette player (requires TV option, uses TV remote)	O	
TV enhancement package – antenna (amplified), 1 DC receptacle, 1 interior jack, coax wiring, cable input	O	O
<b>Rear Dining Lounge</b>		
Convertible dinette/bed (50" x 79")	S	
Table (fold-out from backwall storage)	S	
<b>Interior</b>		
Carpeting w/pad – stain resistant	S	S
Ceiling – acoustical fabric headliner	S	S
Ceiling lights (single & double)	S	S
Ceiling vent – powered, galley/bath	S	S
Ceiling vent* – non-powered, rear, not available w/roof air conditioner	S	S
Color themes (interior) – choice of Dusk or Lakewood	S	S
Convenience tray – includes cupholders and storage tray	S	
Cupholders (lounge area)	S	
Skylight	S	
Wardrobe – carpeted floor, clothes rod, auto light	S	
Windows – tinted w/31% light transmittal	S	S
<b>Galley</b>		
Counter extension – flip-up	S	
Microwave oven	S	S
Range top – 2 burners, recessed w/cover	S	S
Refrigerator – single door w/door storage, 3-way - AC, DC, LP	S	S
Sink – stainless steel, recessed w/countertop cover	S	S
<b>Bedroom</b>		
Bedding shelf*	S	S
Double bed – w/fitted bedspread, access to storage below, 2 bed pillows w/shams, 3-drawer vanity, shirt closet, double door wardrobe, decorator wall lamps, TV shelf	S	
Twin beds – w/access to storage below right bed, fitted bedspreads, 2 bed pillows w/shams, nightstand, 2 shirt closets, removable pedestal table, decorator wall lamps	O	
<b>Bathroom</b>		
Cabinet – expandable	S	S
Medicine cabinet – mirrored doors	S	S
Shower package – shower curtain, flexible shower head, shower pan w/power drain	O	O
Sink – fold-down	S	S

S Standard  
O Optional

	22RD	22RC
Tissue holder – surface mount	S	S
Toilet – marine style w/ foot pedal	S	S
Towel bars (2) on bath door	S	S
Vanity shelf – fold-down	S	S
<b>Exterior</b>		
Bumpers – molded, steel reinforced	S	S
Entrance door locks (2) – latch, deadbolt	S	S
Entrance door w/screen door	S	S
Exterior wash station w/pump switch	O	O
Fuel fill door, flush mount – lockable cap	S	S
Graphics	S	S
Mudflaps – front & rear (4)	S	S
Outlet – 110-V, curbside	S	S
Storage compartment (rear cap, includes power cord)	S	S
Running boards (fiberglass) – w/fender flares	S	S
Sewer hose & storage compartment	S	S
Tire tools – jack, jack handle, lug wrench	S	S
Trailer towing package – w/Class I hitch	O	O
Trailer wiring socket	S	S
Water fill door – lockable	S	S
Wheel covers	S	S
<b>Systems</b>		
Air conditioning pre-wiring – roof	S	S
Air conditioning* – roof, 7,100 BTU	O	O
Battery (auxiliary) – deep cycle	S	S
Second battery – deep cycle marine/RV	O	O
City water hookup	S	S
Electrical control center – 110-V AC/12-V DC, 45-amp. remote electronic converter/charger, AC circuit breakers, DC fuses, 30-amp. power cord	S	S
Furnace – electronic ignition, 19,000 BTU	S	
Furnace – electronic ignition, 17,000 BTU, ducted	S	
Generator prep kit – gas line, 12-V wiring	S	S
Generator – 3,000 watt, gas, w/hourmeter	O	O
LP tank – permanent mount w/gauge	S	S
Monitor panel – water, holding & LP tank levels, battery condition gauge, water pump switch, generator start/stop switch	S	S
Water heater – 4 gal., electric w/Motoraid	S	S
Water pump (demand)	S	S
<b>Safety</b>		
Appliance restraint system	S	S
Carbon monoxide detector/alarm	S	S
Center mount brake light	S	S
Fire extinguisher (10-B.C.)	S	S
Ground fault interrupter	S	S
Smoke and LP leak detector/alarm	S	S
Three-point seat belts on forward facing seats	S	S
Driver/passenger side air bags	S	S
Lap belts in selected areas	S	S

<sup>∅</sup> Capacities shown are tank manufacturer's listed water capacity (W.C.). Actual filled LP capacity is 80% of listing due to safety shut-off required on tank. \*Not all features available in combinations. See dealer for details. The height of each model is based on the curb weight of a typically equipped unit on the standard chassis. The actual height of your vehicle may vary by as much as 2" depending on chassis or equipment variations. Winnebago Industries' continuing program of product improvement makes specifications, equipment, model availability and prices subject to change without notice.

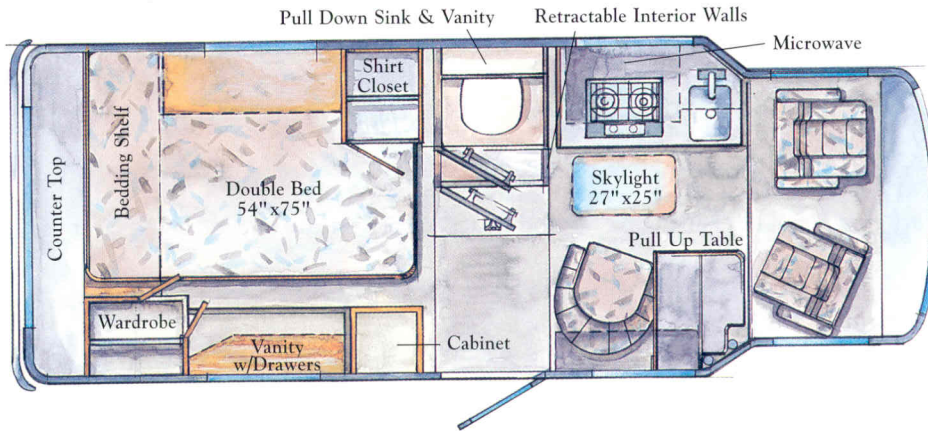
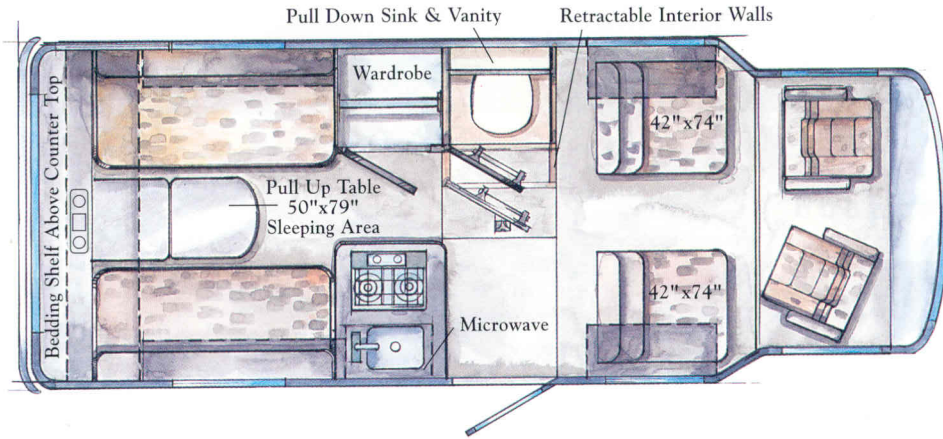


# Floorplans

## 22RD

This model features four captain's chairs up front and a rear dinette. Both convert into generous sleeping spaces.

Length	21'8"	Exterior Width	7'4"
Interior Width	6'10.5"	Interior Height-Max.	6'2"



## 22RC (Standard)

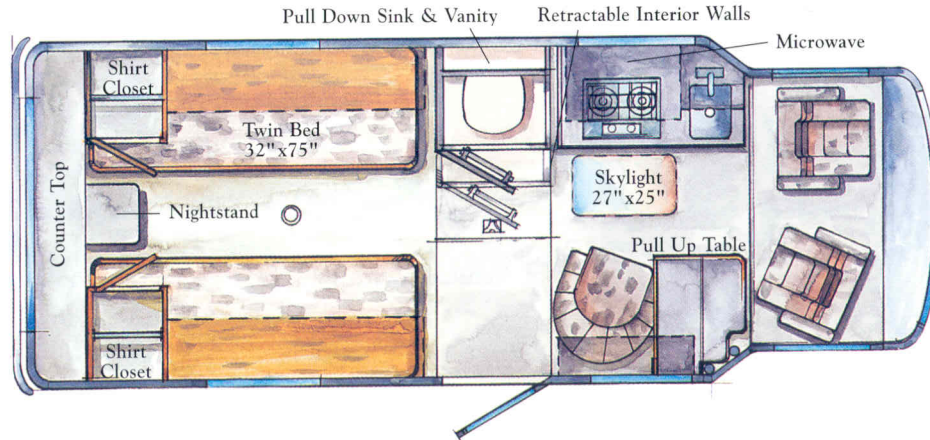
This floorplan includes a large double bed and a rear passenger side vanity and storage compartments. There's also a pull up table and swivel lounge chair with a skylight overhead.

Length	21'8"	Exterior Width	7'4"
Interior Width	6'10.5"	Interior Height-Max.	6'2"

## 22RC (Optional)

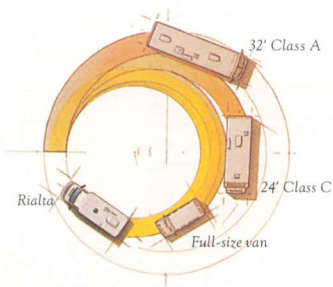
Like the standard unit, this model has woodgrain cabinetry. It also has twin beds with storage under the right bed, a pedestal table, nightstand and shirt closets.

Length	21'8"	Exterior Width	7'4"
Interior Width	6'10.5"	Interior Height-Max.	6'2"



Note: Dashed lines denote overhead areas.

The Rialta. More recreation. Less vehicle.



Rialta has a tighter turning radius than a Class A or Class C motor home, or even a full-size van. You'll appreciate it when looking for a parking spot or making a U-turn.

### Winnebago-Itasca Travelers (WIT) Club.

Socializing is an important part of motorhoming. And we don't know a more fun bunch of people than our WIT Club. There are more than 250 chapters across the U.S.A. and Canada. Many members enjoy attending rallies and traveling together in caravans. A highlight of every summer is the Grand National Rally, when thousands of members meet at our campground in Forest City. In addition to social activities, WIT Club members enjoy many special benefits, like professional trip planning, mail forwarding and discounts.



**Motorsports.** The Winnebago Motorsports Team puts racing fans on the inside track of the fastest growing sport in America. Members are invited to participate in special Pit Road Events, including driver autograph sessions, at selected races throughout the season. Benefits also include a newsletter and special Motorsports merchandise. At Winnebago Industries, we've been auto racing fans for years. We're associated with



several NHRA® drag racing teams and support many other Motorsports events.

Rialta

Built proudly by  
**WINNEBAGO**  
INDUSTRIES

© 1997 Winnebago Industries, Inc. Forest City, IA 50436. Printed in USA.

Seat belts are your most important hookup. Always buckle up.  
Visit us at [www.winnebagoind.com](http://www.winnebagoind.com)